


The Zephyr

October, 2011



In This Issue

☞ Greetings from the Chronicler.....	2
☞ Officer Reports	2
☞ Dance Gets a Vitamin Shot.....	5
☞ Upcoming Officer Reporting Schedule	6
☞ Upcoming Events in the Next Quarter.....	6
☞ On Being the Ayreton Towne Cryer	7
☞ E-Newsletter Announcement.....	10
☞ Just a Little Bit Biased	11
☞ Growing in the SCA	13
☞ Ayreton Activities Calendar.....	14
☞ Ayreton Groups Online	16
☞ Officers of the Barony of Ayreton	17
☞ Group Information for the Barony of Ayreton	18

This is the October, 2011 issue of The Zephyr, the official newsletter of the Barony of Ayreton, a branch of the Society for Creative Anachronism, Inc. The Zephyr is published as a service to the membership of the SCA's Barony of Ayreton. Subscriptions are free.

For a hard copy of this newsletter, please contact Kerri-Ellen Kelly, 640A Gayle Ct., Wheeling, IL 60090.

Copyright © 2011 Society for Creative Anachronism, Inc. For information on reprinting photographs, articles, or artwork from this publication, please contact Kerri-Ellen Kelly (Ayreton.Zephyr@ameritech.net), who will assist you in contacting the original creator of the piece. Please respect the legal rights of our contributors.

Clip art throughout issue except as noted below is ©Nova Development Corp: Art Explosion clip art library ©1995-98. "Emma" cartoon on page 18 is ©Merril Miller. "Alexander Gazing" photograph on pg. 3 is ©Kathryn Howell as photographer with Gregory Alexander Miller as model. SCA logo on pg. 10 is ©Society for Creative Anachronism, Inc.

Greetings from the Chronicler

Welcome to the October issue of The Zephyr. Welcome also to Chicago's late fall, where we experience chameleon weather with winter, spring and summer all vying in Mother Nature's Crown Tourney--sometimes all in the same day! Our particular focus for this issue of The Zephyr is mentorship on both sides of the relationship--Laurel to Apprentice, Pelican to Protegee, Knight to Squire plus all the valuable and rewarding mentoring relationships outside of the Peerages. I hope all of us do our best to both learn from those around us and to teach and encourage those in need of guidance.

Submissions and Publication

I'm happy to receive submissions of any sort for our newsletter. If you write it or draw it, I'll find space to publish it. We are publishing on a quarterly basis, and the next issue will come out in early January 2012, with a submission deadline of the end of September. Please note that if you submit something to me other than an Officer's Report, I will need the proper release forms for my records. I look forward to your contributions!

— Lady Margrett Norwoode,
Ayreton Chronicler



Officer Reports

Letter from the Baron and Baroness

A search for the definition of mentoring and something close to this will be found “a relationship between an individual with potential and an individual with expertise. The role of the mentor is to guide the development of the mentee. Knowledge, experience, and organizational perspective are shared candidly within a context of mutual respect and trust.” What does this mean in the context of the SCA though?

The most often seen example is one of peers and their dependents, these being Knight/squire, Laurel/apprentice, and Pelican/protégé. There are others, less visible, and not as steeped in SCA tradition, as well as the simple teacher/student relationship.

At the core there is a mentor (teacher) and a mentee (student). The mentor is someone with knowledge or skill to pass on to the mentee, who truly wants to learn. Once entering into a mentor/mentee relationship, what are the responsibilities of both? Duke Sir Laurelan says “The student owes the Master Attentiveness, and the Master owes the student everything” and this is a great way to explain the situation. The mentee needs to listen and pay attention to what ever the mentor is trying to teach. The mentor's responsibility is to give unto the mentee every bit of knowledge, skill, and advice they can. There are a few things that should be considered before entering into a mentor/mentee relationship.

Time management should really be considered by both parties. Do you have the time for this? How much time does the mentor expect of you? How much of the mentor's time does the mentee expect? Discipline and commitment are related to this also. Once started, will you be able to continue to strive to learn or teach? On the other side, will you commit too much time? Keep in mind that what we do is a hobby!

The best thing to do when considering being a mentor or mentee is to sit down and have talk with the other person. Discuss what the expectations will be, what goals and expectations either of you may have. Any good relationship will be based on shared understanding and honest communication.

THL Nadezda ze Zastrizl, Sgt Henry of Exeter
Baroness, Baron Ayreton

Seneschal Report

Greetings unto the fair people of Ayreton.

I'd like to take a minute to encourage you to look around you and see who's doing good work. Go to midrealm.org and do a search in the Order of Precedence to see what awards the person may already have. Write a clear and concise letter with examples. Make sure you update the events at which the person is likely to be in attendance. Their Majesties rely on the populace to recommend to them those gentles who are worthy to be recognized for the amazing work they are doing.

Have a safe and fun winter festival season!

In Service,

*Sarafina
Seneschal*



Pursuivant Report

Greeting unto the Barony of Ayreton from your Pursuivant,



I hope that everyone has had a safe and wonderful summer event season. It has been a whirlwind adventure for me.

My first few months as your New Pursuivant have seen some wonderful advances for the Barony.

Their Excellencies were welcomed into Northshield court, where they were invited to sit at the side of the Crown of Northshield as Honored guests at this past Border Skirmish. The Barony was granted permission to manage a few informal matters. The real gem of these was giving a promissory note to the Shire of Ravenslake for a Silk Banner. The Scroll was beautifully done by Mistress Jocelyn and was done in Latin!

At Carnival, our first official Baronial event, Their Excellencies were able to give the very first Baronial Award. The Order of Riann's Star was given to Emma of Foxvale.

I personally wish I was able to make it out for the event, but I was pleased to have serving for me Lady Mariza de la Courete our Canton of Vanished Woods Pursuivant.

It was my pleasure to serve Their Excellencies once again as I Heralded court for them at this August's Fox Hunt in the Canton of Foxvale. We had a beautiful day and a lovely site.

At Foxhunt, Their Excellencies were happy to hand over the Award of Arms Scroll for Nicholai the Happy to, forgive me if I am in error here, his Lady wife. Her Excellency Ayreton saluted the Seige Engine crew from Pennsic War.

In addition to these court announcements, I have been working to bring some color to our barony with some written protocol, a set of traditions to help guide future Baronial Pursuivants as well as the Baronages themselves, with some uniform elements. I hope that these will help to unify our Barony in the months and years ahead.

Until we meet upon the Road, I remain yours in Service,

*Herr Alexander Adelbrecht von Markelingen, APF
Baronial Pursuivant Ayreton*

Chateleine Report

Since I have not attended an event since Carnivale (at which we had eight newcomers whom all pitched in and seemed to enjoy themselves at the event--They all said, "We'll be back!"), it has been difficult for me to really keep up with Baronial activities. At the last Officer's meeting, I gleaned the information that the newcomers have been attending their canton meetings and "getting their feet wet" in the Society. Other than attempting (on a personal level) to keep up with an "attack of life" which was onerous for a couple of months, I have been keeping up by e-mail and reading the Pale and other SCA newsletters.

I have noted from reading the court reports that quite a few "Ayretonians" have seemed to do well by being recognized by Their Majesties, and we have received much kudos and "good stuff." I noted with interest that the Barony as a whole received a "Grove" and a lot of individuals have received Purple Frets, and AOA's. Hoobah to our members thus recognized and also to our recent slew of Laurels and Pelicans!!!

So, in spite of being a bit on the "outskirts," I don't feel quite "out of the loop"!

Thank you all for participating, and making our Society a FUN place!

Yours, in Service,

*Lady Ardena Wildflower
Chatelaine, Barony of Ayreton*



Minister of Arts and Sciences Report

Good Gentles. The Arts and Sciences are alive and well in the great Barony of Ayreton! First let me give a grand welcome to my new Deputy, Lord Dunstan Bramblette who has some exciting forthcoming news about dancing in the barony. Looking forward to some exciting new changes in the next coming months.

Second, I'd like to formally recognize the outstanding work on the Stepping down garb for Count Arch and Countess Runa, by Lady Verena Entenwirth, Ayreton's own Midlands Regional Arts and Science Champion. Also the Coronation garb for Their Royal Majesties, Eikbrandr and Runa were researched, designed, constructed, and beaded by the amazing Mistress Juliana Peri da Novellara, Baroness Sarafina Sinclair, Dame Jocelyn of Lutterworth, Lady Verena Entenwirth and myself. I am sure I have left someone out unintentionally and I apologize.

Thirdly, I'd like to continue to encourage all of you to continue your arts and sciences, attempt new ones, request guidance in, or suggest projects for the Barony to work on together.

If you're working on something you'd like people to know about please share. We're all here because we like to learn. Share the wealth!

*In Service,
Lady Kara Atladottir*



Dance Gets a Vitamin Shot

Those of you who know me, know that I have been a strong advocate for dance in Ayreton. My first dance in the society was the ball at the Coronation of Bardolph and Brigh the 1st in the Barony of Shattered Crystal (Macomb, IL). I looked pale with envy as I watched couples dancing Saltarello La Regina. I watched and said to myself “This is what I want to do.”

Over the next 10 years, I worked to create the dancing world I wanted to live in. I soon discovered that a regular practice was required in order to remember a good number of the dances in your average ball, and to be able to dance them decently.

Flash forward to more recent events, not too long after forming the Barony of Ayreton, then did our Excellencies Henry and Nadezda announce a desire to have a greater dance presence in the Barony. This brought about a conundrum--

A lot of people in the society and in Ayreton in particular wish to look good. They flock to the nearest sewing machine (or friend with a sewing machine) and make the most amazing recreations of opulence to wear at events. They purchase all the matching bags and belts, chains, the sexiest feast gear for banquet, etc. One Pennsic video I viewed had a lord who when asked about such wear, was quoted as saying that it helps “... cover up my mediocrity.”

When it comes to dance, those who mean to look good should attend the practice to cover the dances they wish to master. Even then there is a time for a lot of these dances where you “do not look so good.” Dancing is a lot like singing: for some, it comes more naturally than others.

With this info in mind I am pleased to announce a kindler gentler dance practice.

1. Basse Dance will be introduced and made more mainstream.

Basse Dance is a graceful, elegant, and easy dance form that emerges from the 15th century Italian states. It will help to bolster the Almans, Pavanes, and Bransles we have already worked with to create sets of dance that are easy to learn, and help you look darn good at the same time.

2. Dances practiced will be requested and announced.

Italian and English dance request lists are out on the dance lists, and will be posted on the practice sites prior to the actual practice.

3. Dance lessons will be requested and announced.

In addition to going over our regular set of dances, we'll have lessons taught on technique, footwork, calling. Reconstructions of new and existing dance and whatever else gets requested within the scope of our dance practice.

4. MINIBALLS will be had!!!!

That's right! Every other practice will be a three-set ball with a posted set list. I'll be properly attired and hopefully bringing some excellent period food. With any luck, I'll be able to get live music as well.

It is my deepest hope that these initiatives will help spur dance in the Ayreton area, so please come out and dance.

Our next dance practice is hosted by the Chicago Medieval Recreation Group at.

Good Shepherd Christian Assembly (*in the basement*)
6120 N Harlem Ave.
Chicago, IL 60631

Please join the Meetup group for information and news about dance at this location:

<http://www.meetup.com/medieval-70/>

Lord Dunstan Bramblette

Upcoming Officer Reporting Schedule

Officer	Canton Officer Report Due Date	Baronial Officer Report Due Date
*Archery Marshal	December 1	December 1
Baron and Baroness	N/A	May 5
*Chatelaine	November 1	November 1
*Chronicler	January 1	January 1
*Exchequer	October 31	October 31
*Herald	December 30	December 30
*Knights Marshal	December 1	December 1
*Minister of Arts & Sciences	January 1	January 15
*Rapier Marshal	December 1	December 1
*Seneschal	January 22	January 22
*Webminister	November 15	November 15



Upcoming Events in the Next Quarter

- ◆ 10/28-30: **All Hallows Revel** {Canton of Lochmorrow} [La Harpe, IL]
- ◆ 11/5: **All Souls with the Plantagenets** {Canton of Vanished Wood} [Roselle, IL]
- ◆ 11/5: **Crystal Ball** {Barony of Shattered Crystal} [Collinsville, IL]
- ◆ 11/12: **Fall R.U.M.** {Barony of Sternfeld} [Monrovia, IN]
- ◆ 1/19: **Bardic Madness** {Marche of Alderford} [Canton, OH]
- ◆ 12/3: **Boar's Head** {Barony of Caer Antherth Mawr, Northshield} [West Bend, WI]
- ◆ 12/10: **Fighter Symposium & Regional Fighter Practice** {Barony of Carraig Ban} [Byron, IL]
- ◆ 1/14: **Twelfth Night** {Canton of Tree-Girt-Sea} [Chicago, IL]

On Being the Ayreton Towne Cryer

The story has been told before and may be told again. As time progresses parts of the story seem more important than at other times and so the story is never told the same way twice.

I am Lord Ian the Green the First Ayreton Towne Cryer. I started doing it back when Ayreton was not an official entity of the SCA and was merely called a "Towne." Lady Margrett the Ayreton Chronicler requested that I pen my thoughts on being the Ayreton Towne Cryer. And so, for better or for worse here they are.

As the Ayreton Town Cryer I created the duties of the position as I saw them best serving the Towne of Ayreton. An area as large as Ayreton with so much going on was a wonderful opportunity to get out there and do just about whatever interested you in the SCA. At the time though, there was just one little problem. You had to know how to find six different groups activities calendars and then you had to hope and pray that they were up to date with current information. Otherwise you ended up missing out on a lot of activities simply because it was night impossible to get the information you needed. The job of the Ayreton Towne Cryer, as I created it and saw it, was to inform the populace about the activities in the Towne of Ayreton in a proactive and easy to access manner so that nobody would miss an activity simply because they didn't know about it. That was the core mission of the unofficial office of the Ayreton Towne Cryer in the unofficial entity of the Town of Ayreton.

In the beginning I was just the new guy in the Kingdom. I had moved to Ayreton from the Province of the Silver Dessert in the West Kingdom which had been my second SCA group. I had played there for a bit over a year and then dropped out of the SCA for some 14-15 years. Upon moving to Ayreton I decided that my hiatus from the SCA had gone on far too long and I wished to reintroduce myself to the SCA.

So, I looked up the SCA (found some interesting other groups who use those initials,) and eventually found some activities I could go to. I made phone calls, was probably a bit bothersome (sorry Fern,) and eventually found my way to various activities. One of these activities I started going to was heavy fighter practices. At the time fighter practices were Local Week 1 and Week 3. Then on Week 2 it was a joint fighter practice at TGS in the park or at the church and Week 4 was a joint fighter practice at Grey Gargoyles and if there was a 5th Sunday it was somewhere else entirely. Or was it that Local week was 2 and 4 and... well you get the picture.

With this schedule fighters didn't always know where to go. I got to know many fighters in the local area but practices rarely had more than five fighters at any given practice. I knew 15-20 fighters so really five was a pretty low number. On top of which fighters would show up at the wrong spot almost invariably. The problem lay in the schedule and memories cluttered with other important things.

Sir Fern was the Knights Marshal for the Province of Tree Girt Sea, (now a Canton), at one practice her and I were discussing this matter. She mentioned that the issue was likely one of misremembering. I saw this as a problem that really should be fixed. I believe that if you see a problem, instead of complaining about it, you should help find a solution for it. I asked if Sir Fern had the e-mails of folks who came to fighter practices and I would be happy to send e-mail reminders to everyone to tell them which fighter practice site we were going to go to.

Sir Fern thought that this idea would certainly help remedy the problem. She also mentioned that this kind of thing had been done before somewhere and the person(s) doing the e-mails did not keep up with it. Sir Fern was happy to give me the e-mails as long as it was okay with the people I would be e-mailing. She also said she would be surprised if I kept up with it. I don't blame her, no one ever had before.

I did get the e-mail list and started sending out the reminders. Practices increased in size somewhat and reports of people showing up at the wrong spot decreased greatly. More and more people sent me their e-mails to get the reminders. Eventually I was requested to and did start sending reminders to every group in Ayreton.

Then I got a request to announce arts and sciences and other activities that were happening in the area. I sent out an e-mail to my fighters list asking if they minded being included. Some did. So I made a separate



On Being the Ayreton Towne Cryer (Continued)

A&S announcement list and started making both announcements including on the various Ayreton group e-mail lists as well as directly to people's inboxes.

At the time I was also going and learning how to play the Recorder. Okay more accurately I was learning to make the notes come out and maybe not sound terrible. How well (poorly) I succeeded at that has probably been mercifully erased from the memory of those involved. THL Cerian Cantwyr (now Master of the Laurel), was also there playing beautiful music and he was the Ayreton Lord Mayor. He had put out an announcement recruiting rat catchers and rat releasers and anyone who wished to assist the Lord Mayor of Ayreton and I responded. I talked with him about the announcements and asked if he would be so kind as to name me his Ayreton Town Crier.

Cerian replied by saying he was happy to make me the "Ayreton Towne Cryer." As he pointed out to me, and everyone present, the day I stepped down, "It was funnier spelling it that way." And believe me; much fun has been had with that name. And so Cerian can be blamed for the "birth" of the position Ayreton Towne Cryer.

As the Ayreton Towne Cryer I had my ear to the ground for announcements and chatted and talked with people about all sorts of various things. The Lord Mayor of Ayreton only lasted one year. Cerian stepped down and THL Acelina of Derelai (now Mistress of the Pelican) became the Lady Mayor of Ayreton, and to my knowledge the only Lady Mayor of Ayreton. I asked if she wished me to stay on and she said, "Yes." So blame Acelina for keeping me around.

At this point the job of the Cryer began to take on a life of its own. Frankly it already had been doing so, I just started noticing it. I kept making the announcements, missing some rarely and keeping up a pretty good announcement regiment. Here I was filling six Ayreton SCA groups' e-lists with two sets of announcements, plus the village green, plus the Fraser's Oak, plus individual e-mails with the announcements as well. People took notice. After all that was the point of the Cryer was to get people to notice the announcements. Well I became a victim of my own success. I apparently was too good at canvassing the area with announcements. I don't blame anyone for noticing that their inboxes were getting chock full with my announcements. I certainly was doing my job right.

Now from the other side of that coin, getting up to 16 announcements from the Ayreton Towne Cryer in your e-mail inbox was probably a little annoying. I know, I got each and every one of those announcements myself. It was time to consolidate.

I talked with Acelina about it and I talked with Lord Tedesco de Venezia (now Warder as a Companion of the Company of the Bronze Ring,) about it as well. The solution? Create yet another Yahoo! Group e-list. Would it work? Well it would stop the well founded complaints.

Tedesco, created the Yahoo! Group, set it up, created the graphic for it and pretty much made the Yahoo! Group what you see it to be today. I made the announcement about the Ayreton Yahoo! Group letting people know that I would start to decrease my announcements on the various groups' e-lists. Eventually I would only send a reminder to their e-lists once a month about where they could find announcements about what was going on in the Towne of Ayreton. This was thankfully received and e-mail inboxes all over Ayreton gave sighs of relief.

At this point the Ayreton Towne Cryer gained something of an advising capacity to the Lady Mayor of Ayreton as well as making announcements for the Lady Mayor of Ayreton. Ayreton Towne Meetings started being held at various events and those were announced before hand. As the Towne Cryer I was present at the meetings and fielded comments and questions along with the Lady Mayor who fielded more than I did. When she could not attend I ran the meetings.

And then the Barony Question started to be brought up. If you check the archives of the Ayreton Yahoo! Group you can see long discussions regarding what people wanted that happened there. There had been a buzz about this for some time, just people talking about it again. It had been brought up seriously before but for reasons known to history it never took. This time though things were different. Frankly as the Ayreton Towne Cryer and being one of the moderators of the e-list this put me squarely in the cross hairs of being the person to announce the conversation, announce that the Ayreton Yahoo! Group list (previously **only** for announcements of SCA activities and interest,) was now open for the first time for conversation about the Barony Question by anyone and everyone on the list.

On Being the Ayreton Towne Cryer (Continued)

And much discussion was had. Also, we set up and did the First Ayreton Carnivale. Tedesco was the first Autocrat of the event and lots of conversation was had on the list about this as well. Acelina's term as Lady Mayor was extended so that she could hand off the office at the Carnivale. As the Cryer my plate got very full very fast. I went to meetings, talked to people, moderated discussion about both the Barony Question and the Carnivale. It was fun though really I felt that I was just some guy helping keep people informed. I mentioned to Acelina that I did not feel that what I was doing really amounted to a hill of beans compared to the people who were actually doing the work. They deserved all the credit.

At Carnivale just as at every town meeting I was the loud mouth. After all if you are going to be the Towne Cryer, you have better have the ability to be loud, project and be understood in large crowds and rooms. It was there that Acelina handed me a bag of beans and noted that the work I did indeed amounted to a hill of beans.

Now I have to note that after we told everyone that this was a Towne Meeting and not in anyway "Court," we gave out "thank yous" to people that we called Awards and Orders. This folks is a no-no. Don't stand up in front of a group of people at an SCA event and hand out things you call an Order or an Award unless you happen to be the Crown (or their duly appointed representative.) The Crown and the Curia rightly get a little cranky about this. Yes, we were very gently spoken to about it and very gently redirected. They understood the intent and the innocence of our actions, but there was a better way to go about doing what we did. So really, please, just don't do this. No heads were lost, none needed to be and everything worked out just fine.

The picking of the Mayor of Ayreton to succeed the Lady Mayor Acelina was a very interesting one done at the First Ayreton Carnivale. The populace was encouraged to write the name of people that they felt would make a good Mayor of Ayreton. Some people even purposefully put random generic names into the box not that I gave any assistance when requested. Okay maybe just a little. Fun was had.

THL, and Magician, Kuji was called forth to discern who would be the next Lord or Lady Mayor of Ayreton. Using his mystic abilities Kuji took the names written on the slips of paper, lit them on fire, (yes, for real and indoors!) and made some incantations. Calling forward Sir Fern to help with the discernment Kuji did then use the ash from the burnt names and tapped it on Sir Fern's arm. Kuji then asked Sir Fern to read the name from the ash on her arm.

The look Sir Fern's face was priceless. She looked, did a double take looked again and read out, "Etienne." I saw with my own eyes that indeed it did say such. And so THL Etienne (now Master of the Pelican,) became the next and eventually last Lord Mayor of Ayreton.

And for some reason he didn't axe me as the Ayreton Towne Cryer. The position as Cryer changed a bit as any position does when the administration changes. More focused discussion regarding the Barony question, more meeting with people, trying to get out factual information about the baronial polling process and rules thereof to people, lots of talking with the Mayor and becoming more of a very helpful assistant. The office took on more notice and of course with more notice comes more work. Keeping with the core mission of the office, the announcements I was asked to make grew. This made me very happy because more things were being announced and that meant more people got out and did more stuff in the SCA.

As the Cryer I tried very hard to stay on top of the information game to get out the proper information and official information regarding Baronial Polling as well as continue to make announcements about all the activities going on in the area. I also started to look for a replacement. I was in love with a lady who lived out of the area and I wanted to be with her. The person who replaced me became the first Ayreton Chronicler after I stepped down as the Towne Cryer.

The position of the Ayreton Towne Cryer was always a proactive one. It was always, at its core, about increasing communication about activities in the Ayreton Area so that people would find out about them by being delivered into their inboxes in one way or another. It was a reminder service as well as an information service. Any activity on a local group's website was fair game to be announced but I never announced anything that I wasn't asked to announce. I have noticed that this isn't done anymore. No regular announcement of current activities is announced on the Ayreton list anymore. I hold that the more people that know about what is going on, the more fun will be had by all. I suppose that isn't surprising that I hold that belief.

The Ayreton Towne Cryer wasn't about passively letting people know about things. The proactive part of the job never changed while I held the office. Yes, anyone can look up the information about activities on a group's website. But not everyone knows about every group or where to look or how to access that information.

On Being the Ayreton Towne Cryer (Continued)

The Ayreton Towne Cryer was about making that information available in the easiest most direct possible way. To me, this was the key to being the Ayreton Towne Cryer: Increasing the communication so that people who forgot, never new or stumbled about would know what was going on. And this service was one of the things I did that earned me my Purple Fret.

Being the Ayreton Towne Cryer was born of a desire to get more people to more fighter practices. It grew to get more people to more activities. It grew even further to help the Towne of Ayreton become more. And really, I just wanted folks to come out and fun.

On being the Ayreton Towne Cryer I suppose that the thing that has hit me the most is that when it comes to the SCA when you get enough people together to have fun great things can and do happen. I certainly wasn't responsible for the greatness. That belongs to you the people that were there and made it happen. All I did was let folks know what was going on.

*Lord Ian the Green,
Principal Ayreton Town Cryer*



E-Newsletter Announcement

The Board policy on kingdom electronic newsletters (e-newsletters) is scheduled to take effect on January 1, 2012, with the first e-newsletter available being the March, 2012 issue. Here are some of the important details of this policy.



- ❖ All paid Sustaining and International members will have access to all SCA, Inc. kingdom e-newsletters via a password-protected website, even if they choose to continue receiving paper newsletters.
- ❖ All kingdom newsletters will be 8.5"x11" with a uniform page count to allow all the paper newsletters to be sent in one bulk mailing.
- ❖ Within each kingdom, the paper and electronic newsletters will contain the same information, but the kingdom will have the option of including a supplemental PDF of articles, photo essays, art, etc. for the newsletters website.
- ❖ Once the link to the e-newsletter website is available on www.sca.org (after January 1, 2012), you may discontinue your paper newsletter, no matter where you are in your membership cycle. However, please be aware that no refunds

can be issued if you choose to do so.

- ❖ An e-newsletter will not constitute proof of membership.

As always, we encourage your comments and questions at comments@sca.org and will try to answer any question you may have. Your kingdom or officer ombudsman is always available to you to answer these questions directly and those assignments are listed in your newsletter and on the www.sca.org website. You may also find answers to a number of other questions relating to e-newsletters on the SCA website at

<http://www.sca.org/BOD/announcements/e-newslettersFAQ.html>

*As reported by the Middle Kingdom Chronicler
Mistress Siobhan O'Neill*

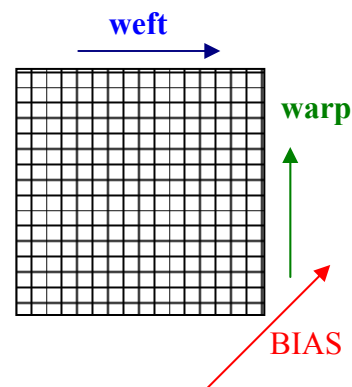
Just a Little Bit Biased

by Lady Verena Entenwirt


In my personal opinion, the easiest thing anyone can do to take their garb sewing skills up to the next level is by making their own bias. Making your own bias is not only incredibly simple and quick, but it is also cheaper and allows you to have a greater level of authenticity than the commercial cotton or polyester biases.

First off exactly what are Bias, Bias Tape and Binding?

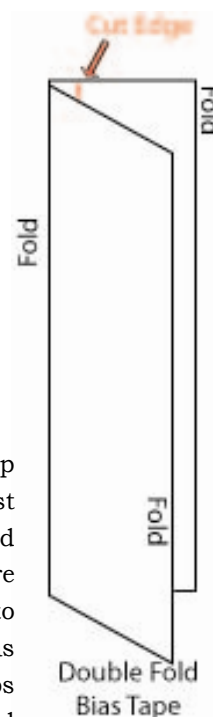
In its simplest form, fabric is a grid made up of long threads that are called warp and shorter “weft” threads that run in and out of the warp threads. The selvedge edge is where the weft threads wrap around the last warp threads and heads back through the vertical warp threads. When you pull on the fabric either vertically or horizontally, you don’t get much stretch as you are pulling along these threads. Now if you try pulling diagonally on this fabric, you will notice a far greater stretch, this is the bias of the fabric. The true bias of the fabric runs at a 45 degree angle across the warps and weft threads.



Bias tape is a strip of material that is cut at this 45 degree angle. Besides the ability to stretch, these strips also will fray a lot less than those that are cut with the grain of the fabric. Bias tape can be used for all sorts of things, but the main use is usually as a binding. Binding is added to a garments raw or unsewn edge in order to finish off the garment. Most often this will be around necklines or arm openings. Historically speaking a majority of the binding strips in our period was not necessarily cut on the bias. They were instead usually cut on the grain or cut out of scraps.



So why use binding that is cut on the bias rather than the more historically accurate scraps binding? Straight grain binding is easy to ease onto a garment when you are hand-sewing. You can manipulate the binding to stretch (or not) around corners and curves without too much hassles and with very little puckering. However, if you try to machine sew a straight-grain binding down; you are going to have a much harder time. Machine-sewn straight grain binding usually never looks half as good, or lies nearly as flat as hand-sewn straight grain binding or machine-sewn bias does. So if you are hand-sewing, stick with the binding from scraps, but if you are machine sewing, take the 5 minutes to make your own bias binding.



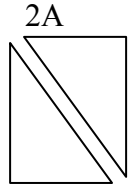
Now there are a few different types of bias bindings called bias tape, but the initial creation step is the same for all of them--they just differ in how they are folded and pressed. The three most common ones you have probably seen in the fabric store are Single Fold Bias Tape, Double Fold Bias Tape, and Quilt Binding. Single Fold Bias Tape is when both sides of the bias tape are folded over to meet in the middle. It is usually used as a trim, sewn flat the way it is, or used to outline appliques. It can also be used as facing on the inside of the sewn item. Double Fold Bias Tape starts out the same way as the Single Fold, but it is then folded over like a book. This traps the raw edges of the bias on the inside. Double fold bias is used for encasing a raw edge or used as a casing for boning or a waistband. Quilt Binding is a strip of wider than normal bias which

How to Make Your Own Bias

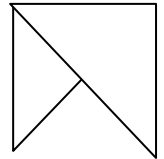
Instructions for Creating Bias Version A

1. Start with a perfect square that has been based off of the straight grain
2. Cut your perfect square from one corner to the opposite corner. This will create 2 right triangles with 2 equal shorter sides, and 1 longer side that run with the bias of the fabric.
3. Lay one triangle on top of the other (right sides of the fabric together), matching up 2 of the shorter sides.
4. Stitch this side with a ¼" (or the width of your presser foot) seam allowance.
5. Iron this seam open.
6. Using a ruler, measure over what ever width you would like your bias, and cut a straight line using a rotary cutter or a pair of scissors.

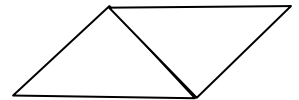
You now have a single strip of bias.



3A

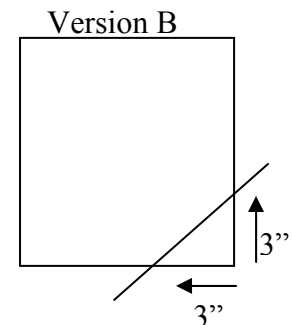


5A



Instructions for Creating Bias Version B or How to make a single piece of bias.

1. Take your fabric, and lie it down straight, so your cut edge is running straight up and down, and your selvedge edge is laying horizontal.
2. From a corner, measure up the cut line, 3 inches, and mark it with a piece of chalk or soap
3. From that same corner measure down the selvedge 3 inches, and also mark it.
4. Taking your ruler, connect these 2 points.
5. You now have a bias line on the fabric. From here you can measure up the width of how thick you would like your strips to be.



Hints, Tips, and Additional Rules:

- ❖ Using scrap fabric or the remainder of the fabric from your project, you can cut numerous identical isosceles triangles, and then sew them into one long strip as mentioned in Version A instructions. It does not matter where these triangles come from, as long as both equal sides of the triangle are cut on the grain.
- ❖ You can also make a slightly more advanced continuous loop of bias tape using a very similar method; simply do a Google search for “continuous bias instructions.”
- ❖ Try cutting your bias into a combination of sizes (2", 3", 4" or 5" wide), as this will give you a wide arrangement of sizes for your different projects. After a while, you will come to have a favorite size (I prefer cutting mine 2" - 3").
- ❖ You don't have to use bias that matches the fabric exactly; try coordinating or conflicting colors.
- ❖ You also don't have to use the same type of fabric for your bias. I like to use silk scraps, which give added strength and a smooth feel to the edge.
- ❖ You can purchase bias tape makers at any fabric or craft store that, when used with an iron, can help you create the exact type of binding that you can buy at the store.

- ❖ Always prewash any fabrics that are going to be later hand or machine-washed prior to starting your project.
- ❖ When attaching two pieces of bias tape or binding, always do so on a 90 degree angle. This will not only keep the bias running in the same manner, but will also create less bulk.
- ❖ Always press bias with an iron, never iron it down. If you iron in (put the iron down and move it around), you can stretch the bias.

For More Information Visit:

Fun With Bias- by The Renaissance Tailor
http://renaissancetailor.com/demos_funwithbias.htm

Making Bias and Bias Binding- by sewing.org
http://www.sewing.org/files/guidelines/9_230_making_bias_and_bias_binding.pdf

Using Bias Tape- by sewing.org
http://www.sewing.org/files/guidelines/6_186_using_bias_tape.pdf



Growing in the SCA

Let me tell you about my last few years in the SCA and my mentor. I first discovered the SCA back in late 1983 when I was an undergraduate student at Purdue University Calumet. Since I became a single mom in early 1984, I barely had time to explore the SCA before real life took over with a vengeance. Over the years, I lurked around the edges of the SCA, going to an event every few years whenever my friends urged me to do so. I tried to become an active member when I lived in Milwaukee for three years between 2003-2006 but it never really happened.

So I met a new friend (Kuji) in early 2007 who encouraged me to attend an upcoming SCA event in February (Stone Dog Inn) and I have been active in the Ayreton/Ravenslake area ever since that event. In that first year of SCA events and regional gatherings, I met many new friends, including the person who would later be my mentor. She was my casual friend before she was my mentor. I didn't really start looking to her for advice until after Court & Country was formed.

I hope I won't embarrass her too greatly but could not let this themed issue go by without sharing my experience. I am not an apprentice, protegee or squire. But I have learned so much and grown in skill, attitude and courtesy thanks to her influence.

When I have become passionate over a subject such as hypnosis and thought to share it with SCA colleagues from a modern point of view, she has reminded me of my love and fervor for historical authenticity--and suggested a perspective which let me have both my passion and the history, which is why I now have a presentation on the medieval & renaissance origins of hypnosis. She has ignited my passion for early music and renaissance dance and has taught me so much about both subjects. She has guided my music and historical research and listened to my vents and personal crises. She has gently reprimanded me when my comments veer toward snarkiness. She has sympathized when I have volunteered for too much and saved me from myself when I tried to keep raising my hand for more.

She is THL Teleri Ferch Morgant ap Rhys and without her guidance, I would have much less to offer the SCA.

Lady Margrett Norwoode of Bristol

Ayreton Activities Calendar

NOTE: A detailed list of the week's activities is also available on the Ayreton website. Here is a summary of the activities regularly scheduled in the Ayreton area.

Monday Activities

Consort Music: Recorder consort and instrumental workshop. Any instrument is welcome. Absolute beginners please call first.

WHEN: Monday Nights from 7:30 to 9:00 pm

WHERE: Robyyan and Fern's. Address: 2506 W. Morse Ave, Chicago, IL 60645

CONTACT: Phone Number: (773) 764-1920



Tuesday Activities

Thieves Of Hearts Practice: Group as well as one on one instruction in rapier combat for both singles and melees.

WHEN: Tuesday evenings 6:30 pm to 9:00 pm

WHERE: Glenbrook North High School. Address: 2300 Shermer Road, Northbrook, IL

CONTACT: <http://thieves.ayreton.org/>

Ayreton Weekly Sewing Project Night: Everyone is welcome to bring current sewing projects or just an idea with them

WHEN: Every 2nd and 4th Tuesday night 7:30 pm to 10:00 pm

CONTACT: Sarafina 312-493-2255

Silver Thimble Guild For Conspicuous Consumption: Join the Guild for sewing and garb research.

WHEN: Every other Tuesday night

WHERE: Mistress Juliana's house, just Northwest of downtown

CONTACT: Mistress Juliana, 773-750-2180. Please call before coming.



Wednesday Activities

Tree-Girt-Sea Scribal Night: Open to anyone in the Ayreton region who is interested in calligraphy and illumination.

WHEN: Meetings held the 1st and 3rd Wednesdays and the 2nd and 4th Mondays of the month, 7:30 pm to 10 pm

WHERE: At the home of Dame Jocelyn of Lutterworth (Vickie Rayhill)

CONTACT: 847-824-3814

Court and Country: Court and Country is a medieval and renaissance vocal ensemble in the northwest suburbs (Wheeling). We would love to add more voices to our group.

WHEN: Wednesday Nights from 6:30 to 9:00 pm

WHERE: Wheeling

CONTACT: CourtAndCountry@gmail.com

Ayreton Archery Practice: Combined Tree-Girt-Sea / Grey Gargoyles archery practice.

WHEN: Every Wednesday night, 7:00 pm to 9:00 pm

WHERE: 7240 W. Madison, Forest Park, IL

RANGE PHONE: 847-366-4864 (www.archerycustomshop.com)



Ayreon Activities Calendar (continued)

Rokkehealden Scriptorium: The Scriptorium is open to anyone who is interested in any aspect of the scribal arts.

WHEN: Same as Rokkehealden moots

WHERE: See Rokkehealden Moot location

CONTACT: For more information, go to: <http://www.midrealm.org/rokkehealden/>

The Pippins: The Pippins are an a capella singing group performing medieval and renaissance choral music

WHEN: Every Thursday, from 7:30 pm to 9:30 pm

WHERE: North side of Chicago (Andersonville)

CONTACT: Mistress Gianetta 312-259-6688

Vanished Wood Sewing Guild: We tend to meet twice a month, and the location rotates between various members' houses. Please direct any questions to Acelina, the seneschal of VW, at djc137@aol.com. The meetings start around 6:30 p.m., and a dish to pass is encouraged as we tend to eat as well as sew. All interested people are welcome.



Friday Activities

Period Cooks Night: We're having Period Cooks Night in the suburbs of Chicago and sometimes Chicago. There's a different theme each time we meet. Some meetings we plan to invite a Guest Chef to come and demonstrate/show us how a certain item is cooked and learn from that experienced person.

Each person attending brings a period recipe (from the theme we've chosen for that meeting) and the ingredients to cook the dish, but we all get together and cook it together and then we sample all the dishes together! We comment on them, take notes, and make suggestions on how to improve them.

For more info please contact PeriodCooksNight@yahoo.com.



Sunday Activities

Ayreton Fighter Practice

WHEN: Starts at 2 p.m. every Sunday.

WHERE: Ida Noyes Hall - 59th St. and Woodlawn Ave, Chicago

Grey Gargoyles/Ayreton A&S Afternoons: Come during fighter practice to do casual A&S, gab, et cetera. Timing coincides with the Ayreton fighter practices.

Renaissance Dance Practice (hosted by the Chicago Medieval Recreation Meetup Group)

WHEN: Every other Sunday evening (*please note that the practice schedule is irregular during the summer months--join the meetup group for current information*)

WHERE: 6120 N. Harlem, Chicago

CONTACT: www.meetup.com/medieval-70/ or Lord Dunstan darclan28@yahoo.com



☞ Ayreton Groups Online ☞

If your group has an online presence, let us know and we'll list it on this page!

Barony of Ayreton: <http://groups.yahoo.com/group/Ayreton/>

The Barony of Ayreton is the name for the Chicago area within the Society for Creative Anachronism (SCA), a nonprofit historic research and educational organization devoted to the study and reenactment of past people and cultures, concentrating on pre-seventeenth century Europe during the Medieval, Middle-Ages, and Renaissance periods, and to reproduce the skills and arts of this era. This is in the Midlands region (Illinois) of the Middle Kingdom (Midrealm, the Great Lakes area of the Midwest of the United States). Go to <http://www.ayreton.org> and <http://www.sca.org> for more information.

Ayreton Archers: <http://groups.yahoo.com/group/AyretonArchers/>

This is a group to help spread information to the Ayreton Area Archers. Practice times are listed under the Calendar link. Shooting hints and tips are under the Files link.

Ayreton Brewers Guild: http://groups.yahoo.com/group/Ayreton_Brewing/

This group is for all those gentles who wish to get together and pursue their interest in brewing and vinting. We are located in the Barony of Ayreton, in the Kingdom of the Midrealm. You do not need to be a member of the Barony to be a member of the group.


Here we discuss all matters pertaining the brewing of ales, mead, wines or cordials. We share recipes and tips, support and encouragement. This list is also the primary method for the guild to plan and disseminate information about upcoming meetings and workshops. So whether you are an expert brewer or complete beginner, come join us, ask questions, learn, teach and share your experiences with those around you.

Ayreton Cooks: http://groups.yahoo.com/group/Ayreton_Cooks/

This is a group for the cooks of the Ayreton area. This group is for recipes, book reviews/recommendations, where to shop for things and for the future a cooking group based in the Ayreton region.

Ayreton Scriptorium: <http://groups.yahoo.com/group/AyretonScriptorium/>

This is a discussion group for scribes in the SCA Barony of Ayreton located in Chicago and suburbs.



Officers of the Barony of Ayreton

Baron and Baroness: Their Excellencies Nadezda ze Zastrizl and Henry of Exeter
(Merril Miller and Terry Doner)
ayretonbaronessbaron@hotmail.com

Seneschal: Baroness Sarafina Sinclair, OL (Harlie Des Roches)
Local Group: Grey Gargoyles
sarafina.sinclair@gmail.com
312-493-2255

Exchequer: Mistress Margherita Alessia, OP called Ghita (Susan Earley)
Local Group: Rokkehealden
suzanearley@comcast.net
630-766-1162

Minister of Arts and Sciences: Lady Kara Atladottir (Kelli Vandergrift)
khirya@gmail.com
847-571-9777

Knights Marshal: Gareth Ostwestly (Jeff Berger)
Local Group: Foxvale
ostwestly@aol.com
630-750-0965

Archery Marshal: Lord Lukas Mesmer (Blair Peterson)
stoutmaker@hotmail.com

Chatelaine: Lady Ardena Wildflower (Amy Woolard)
ardena6@yahoo.com
773-338-7408

Chronicler: Lady Margrett Norwoode of Bristol (Kerri-Ellen Kelly)
Local Group: Vanished Wood
Ayreton.Zephyr@ameritech.net
847-525-1997

Herald: Herr Alexander Adelbrecht von Markelingen (Ash Miller)
Gmiller77@ymail.com
773-712-8728 (no calls after 10pm)

Webminister: Yamamura Kitsune (Keena Gray)
yamamura.kitsune@gmail.com



Group Information for the Barony of Ayreton

The Barony of Ayreton

(Chicagoland area)

Website: www.ayreton.org

Email list: groups.yahoo.com/group/Ayreton

Seneschal: Baroness Sarafina Sinclair, OL (sarafina.sinclair@gmail.com)

The Canton of Foxvale

(Aurora, IL area)

Website: www.foxvale.org

Email list: Contact Lady Hillary of Langforde for information

Seneschal: THL Hillary of Langforde (jeffnaggie@aol.com)

The Canton of Grey Gargoyles

(South Side of Chicago)

Website: grey-gargoyles.uchicago.edu

Email list: groups.yahoo.com/group/GreyGargoyles

Seneschal: Baron Etienne le Couteau des Roches (spdesroches56@gmail.com)

The Canton of Rokkehealden

(Southwest Chicago Suburbs)

Website: www.midrealm.org/rokkehealden

Email list: groups.yahoo.com/group/rokkehealden

Seneschal: Lady Philippa of Otterbourne (otterbourne@gmail.com)

The Canton of Tree-Girt-Sea

(North Side of Chicago)

Website: www.treegirtsea.com

Email list: groups.yahoo.com/group/SCA-Tree-Girt-Sea

Seneschal: THL Phebe Bonedeci (reaneypj@yahoo.com)

The Canton of Vanished Wood

(Northwest Chicago Suburbs)

Website: www.vanishedwood.org

Email list: groups.yahoo.com/group/vanished_wood

Seneschal: THL Kathryn von Schlosserwold (knwkfw@yahoo.com)

Emma by Nadezda ze Zastrizl

